

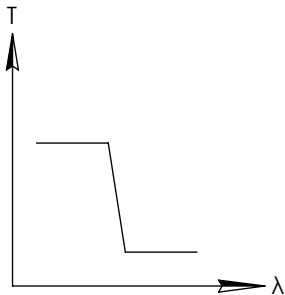
**FOR INFORMATION ONLY:  
DO NOT MANUFACTURE  
PARTS TO THIS DRAWING**

NOTES:

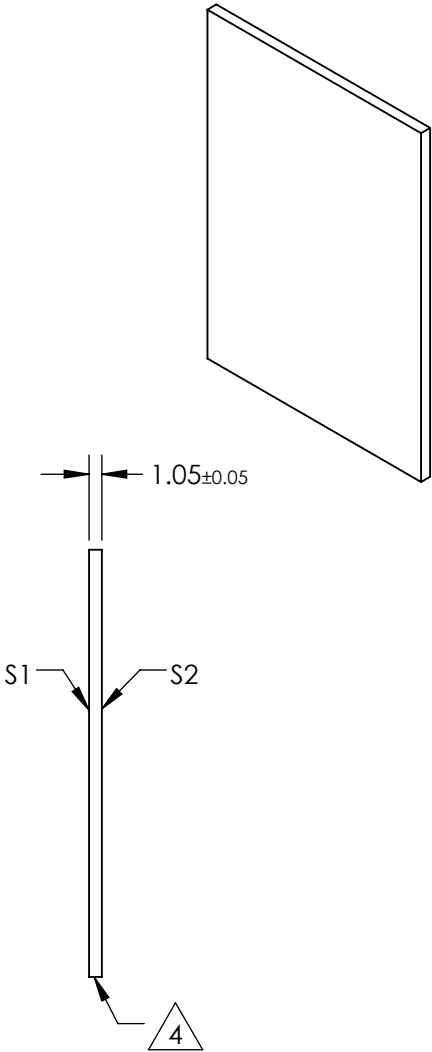
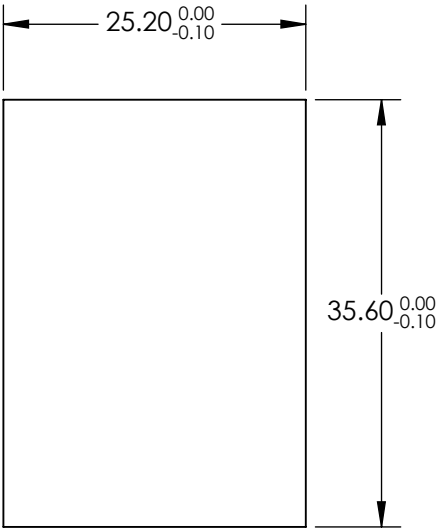
1. SUBSTRATE
2. SURFACE S2 TO BE PARALLEL WITH SURFACE S1 TO WITHIN 5 arcsec
3. COATING (APPLY ACROSS COATING APERTURE)  
PERFORMANCE SPECIFICATIONS:  
T(avg): >85% FROM 624 - 1152nm FOR RANDOM POLARIZATION @ 45° AOI  
T(abs): >80% FROM 624 - 1152nm FOR ALL POLARIZATIONS @ 45° AOI  
R(avg): >97% FROM 1260 - 1560nm FOR RANDOM POLARIZATION @ 45° AOI  
R(abs): >95% FROM 1260 - 1560nm FOR ALL POLARIZATIONS @ 45° AOI  
T(abs): = 50% 1200nm @ 45° AOI  
  
GDD:  $0 \pm 100\text{fs}^2$  @ 840 - 1152nm  
 $0 \pm 500\text{fs}^2$  624 - 1152nm  
  
S1: HARD COATED  
S2: SINGLE LAYER MgF2

4. FINE GRIND SURFACE

5. POWER, IRREGULARITY, AND SURFACE QUALITY SPECIFICATIONS  
APPLY ACROSS CLEAR APERTURE
6. TRANSMITTED WAVEFRONT DISTORTION RMS@ 632.8nm  $\leq \frac{1}{4} \lambda$
7. ROHS COMPLIANT



SHORTPASS FILTER



SPECIFICATIONS SUBJECT TO CHANGE WITHOUT NOTICE  
DIMENSIONS ARE FOR REFERENCE ONLY

	S1	S2
SHAPE	PLANO	PLANO
SURFACE QUALITY	40-20	40-20
CLEAR APERTURE	24.2 x 34.6	24.2 x 34.6
COATING APERTURE	24.2 x 34.6	24.2 x 34.6
BEVEL	PROTECTIVE AS NEEDED	PROTECTIVE AS NEEDED

**Edmund Optics®**



ALL DIMS IN

mm

TITLE

1200nm, 25.2 x 35.6mm, Low GDD Dichroic  
Shortpass Ultrafast Filter

DWG NO

14041

SHEET  
1 OF 1