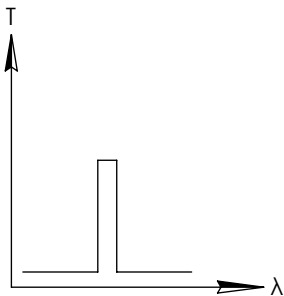
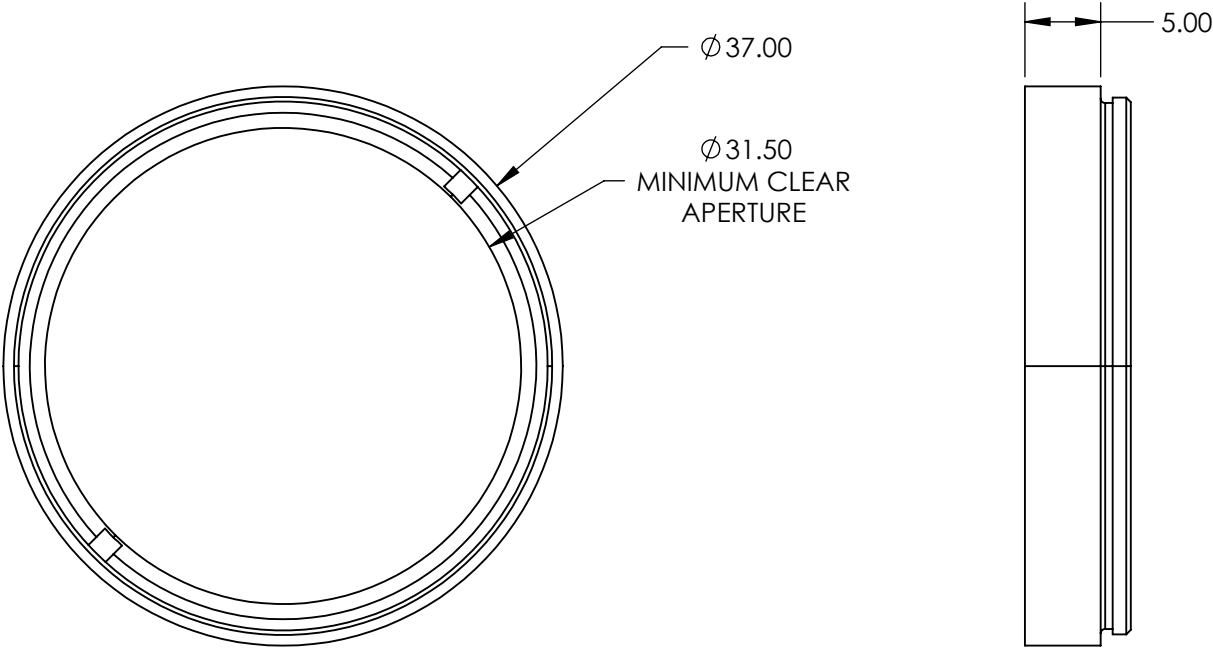
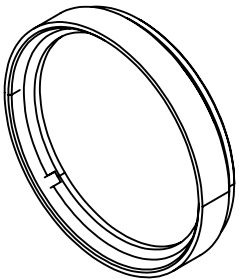


**FOR INFORMATION ONLY:  
DO NOT MANUFACTURE  
PARTS TO THIS DRAWING**



IMAGING FILTER

REV. A	VALUE
CENTER WAVELENGTH (CWL)	880 ± 2nm
FULL WIDTH HALF MAX (FWHM)	135 ± 2nm
AVERAGE TRANSMISSION (%)	≥90
BLOCKING	200 - 1200
SURFACE QUALITY	80-50
CONSTRUCTION	MOUNTED IN BLACK ANODIZED ALUMINUM RING
COATING TYPE	HARD COATED
DURABILITY	MIL-C-48497A, SECT. 3.4.1
ENVIRONMENTAL	MIL-STD-801F, SECT. 507.4

SPECIFICATIONS SUBJECT TO CHANGE WITHOUT NOTICE  
DIMENSIONS ARE FOR REFERENCE ONLY



ALL DIMS IN

mm

TITLE

UV/VIS CUT-OFF M35.5 X 0.50 IMAGING FILTER

DWG NO

89837

SHEET  
1 OF 1