

**FOR INFORMATION ONLY:  
DO NOT MANUFACTURE  
PARTS TO THIS DRAWING**

NOTES:

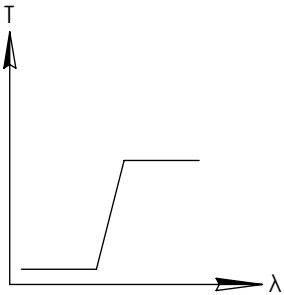
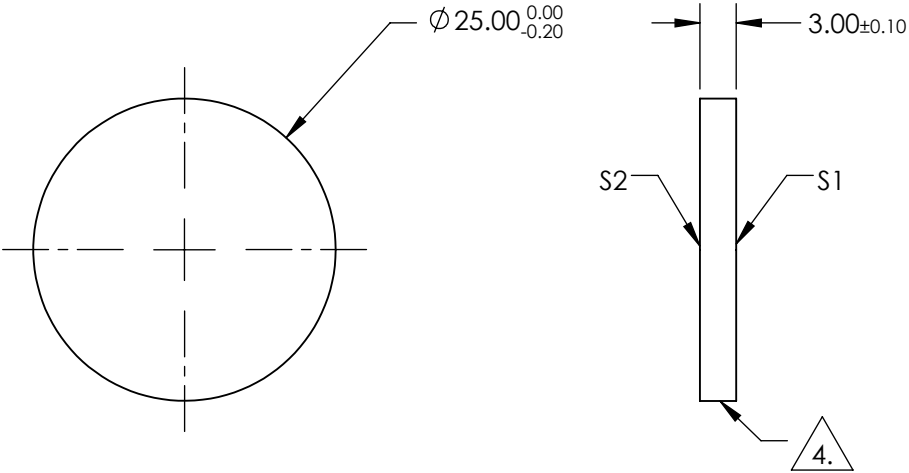
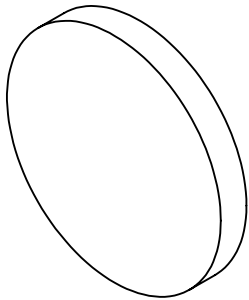
1. SUBSTRATE: UV FUSED SILICA
2. SURFACE S2 TO BE PARALLEL WITH SURFACE S1 TO WITHIN 5 arcsec
3. COATING (APPLY ACROSS COATING APERTURE)

S1: HARD DIELECTRIC SPUTTERED  
T(avg):  $\geq 91\%$  FROM 1095 - 1650nm @ 0° AOI  
T(avg):  $\leq 0.01\%$  FROM 200 - 1055nm @ 0° AOI  
T(abs):  $\approx 50\%$  FOR 1075 $\pm$ 10.75nm @ 0° AOI

S2: SINGLE LAYER MgF2

4. FINE GRIND SURFACE

5. POWER, IRREGULARITY, AND SURFACE QUALITY SPECIFICATIONS  
APPLY ACROSS CLEAR APERTURE
6. TRANSMITTED WAVEFRONT DISTORTION, RMS:  $\leq \lambda/4$  @ 633nm (prior to coating)
7. ROHS COMPLIANT



LONGPASS FILTER

SPECIFICATIONS SUBJECT TO CHANGE WITHOUT NOTICE  
DIMENSIONS ARE FOR REFERENCE ONLY

	S1	S2
SHAPE	PLANO	PLANO
SURFACE QUALITY	60-40	60-40
CLEAR APERTURE	>80%	>80%
BEVEL	PROTECTIVE AS NEEDED	PROTECTIVE AS NEEDED

THIRD ANGLE PROJECTION		Edmund Optics®	
TITLE		Ø25mm, 1075nm, HIGH PERFORMANCE LONGPASS FILTER	
ALL DIMS IN	mm	DWG NO	86075
			SHEET 1 OF 1